

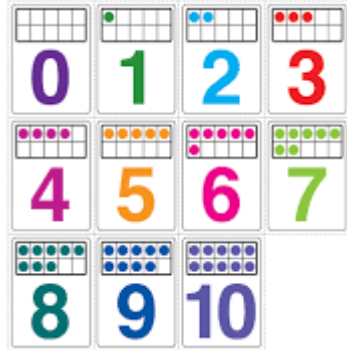



ROSARY PRIVATE SCHOOL - SHARJAH YEAR-1



September – 1st Week Lesson Plan

04.09.2023 to 07.09.2023

MONDAY – 04-09-2023

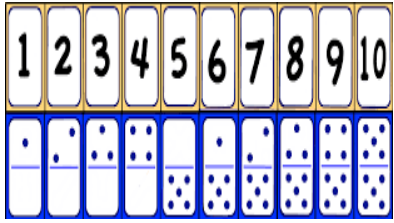

ENGLISH	MATH	SCIENCE	ARABIC
<p><u>Unit 1: Welcome to school</u> (1.1 What do we do at school?)</p> <p>*Learners will listen to an audio, and speak about the things they see in the classroom.</p> <p>*Speak about classroom objects, practice theme vocabulary, have a conversation with a friend and give information about themselves.</p> <p><u>Phonics:</u> Learners will revise the letters (s, a, t) with its sound, formation and vocabulary.</p>	<p><u>Unit 1:Numbers to 10</u> Counting sets of the objects -Students will understand the concept of ten frames and how they represent numbers. -Students will count and represent numbers using ten frames up to 10.</p> 	<p><u>Types of plants</u> 1.(wild and garden plants) -Students will identify and differentiate between wild and garden plants. -Students will explain the differences between the two types of plants in simple terms.</p> 	<p><u>أهلاً مدرستي</u></p> <ul style="list-style-type: none">• يستمع المتعلم لنشيد أهلاً مدرستي ويردد معها.• يتعرف المتعلم على أدوات المدرسة ويتحدث عنها.




ENGLISH	MATH	ARABIC	SCIENCE	COMPUTER		
<p><u>Unit 1: Welcome to school (1.1 What do we do at school?)</u> *Learners will look at the classroom and speak about it in a group *Reading words. *(a table, a computer, a whiteboard, chairs, crayons, books).</p> <p><u>Phonics:</u> *Learners will revise the letters (p, i, n) with its sound, formation and vocabulary. *Learners will read and write 2 letter words like (at, in).</p>	<p><u>Unit 1:Numbers to 10</u> Counting sets of Objects -Students will develop number sense and strengthen counting skills. -Students will draw the correct number of objects.</p>	<p style="text-align: center;"><u>أنواع الخطوط :</u></p> <ul style="list-style-type: none"> • يتعرف المتعلم على أنواع الخطوط وهي: (المستقيم، الأفقي، العامودي، المنحني، المائل). • يرسم المتعلم الخطوط ويقوم بمحاكاة أشكالها. 	<p><u>Types of plants</u> 2.(Evergreen and deciduous trees)</p> <p>-Students will identify and differentiate between evergreen and deciduous plants.</p> <p style="text-align: center;">Evergreen vs. Deciduous</p> <table border="0" style="width: 100%;"> <tr> <td style="width: 50%; vertical-align: top;"> <ul style="list-style-type: none"> • Evergreen <ul style="list-style-type: none"> - Trees that do not lose all their leaves every year but go through a gradual replacement by dropping only their oldest leaves each year. These trees have leaves all year. </td> <td style="width: 50%; vertical-align: top;"> <ul style="list-style-type: none"> • Deciduous <ul style="list-style-type: none"> - Trees that lose all of their leaves every year. </td> </tr> </table> <div style="display: flex; justify-content: space-around; margin-top: 10px;">   </div>	<ul style="list-style-type: none"> • Evergreen <ul style="list-style-type: none"> - Trees that do not lose all their leaves every year but go through a gradual replacement by dropping only their oldest leaves each year. These trees have leaves all year. 	<ul style="list-style-type: none"> • Deciduous <ul style="list-style-type: none"> - Trees that lose all of their leaves every year. 	<p><u>What is technology?</u> To identify the different parts of the computer & it uses/ Students must be able to talk about what are the uses of a computer</p> <p><u>Activity:</u> Students will use different kinds of material to build up a computer.</p>
<ul style="list-style-type: none"> • Evergreen <ul style="list-style-type: none"> - Trees that do not lose all their leaves every year but go through a gradual replacement by dropping only their oldest leaves each year. These trees have leaves all year. 	<ul style="list-style-type: none"> • Deciduous <ul style="list-style-type: none"> - Trees that lose all of their leaves every year. 					



WEDNESDAY – 06-09-2023

ENGLISH	MATH	ARABIC	ISLAMIC	SCIENCE
<p><u>Unit 1: Welcome to school</u> (1.1 What do we do at school?) Learners will make a list of vocabulary's they have learn. (copy book). *Learners will talk and discusses with their partner about their classroom.</p> <p><u>Phonics:</u> Learners will revise the letters (ck, e, h) with its sound, formation and vocabulary.</p>	<p><u>Unit 1:Numbers to 10</u> Counting sets of Objects -Students will apply basic addition skills by determining the sum of dots on each domino.</p> 	<p><u>مراجعة الحروف الهجائية:</u></p> <ul style="list-style-type: none">• يسمى المتعلم الحروف الهجائية ويربطها بكلمات وصور.• يكتب المتعلم اسمه ويتدرب على كتابته.	<p><u>تحية الإسلام وكلماتي السحرية:</u></p> <ul style="list-style-type: none">• تحية الإسلام (السلام عليكم ورحمة الله وبركاته).• آداب الحديث مع الآخرين.• كلماتي السحرية (شكراً، آسف، من فضلك، عفواً). <p><u>نشيد تحية الإسلام.</u></p>	<p><u>Types of plants</u> Activity:(Exploring Garden) -Students will learn about different types of plants through exploration and observation in the school garden. - Students will record their observations by drawing diagrams showing various plants.</p> 

THURSDAY – 07-09-2023

ENGLISH	MATH	ARABIC	ISLAMIC
<p>Unit 1: Welcome to school (1.1 What do we do at school?)</p> <p>*Learners have to understand the singular and plural nouns (chair , chairs). *Learners will talk and discusses with their partner about themselves .</p> <p>Phonics: *Learners will revise the letters (r, m, d) with its sound, formation and vocabulary. *Learners will read and write three letter words. (sat, pin, dam, ram, hit, sit).</p>	<p>Counting sets of Objects -Students will say how many objects are in some sets without counting. -Students will recognize smaller sets within a larger set and point out distinct groups of objects within a collection.</p> 	<p>تهيئة الحركات القصيرة</p> <ul style="list-style-type: none">• مراجعة الحركات القصيرة وأصواتها : (الفتحة، الضمة، الكسرة، السكون).• يرسم المتعلم شكل الحركات القصيرة في دفتره.	<p>تحية الإسلام وكلماتي السحرية:</p> <ul style="list-style-type: none">• تحية الإسلام (السلام عليكم ورحمة الله وبركاته).• آداب الحديث مع الآخرين.• كلماتي السحرية (شكراً، آسف، من فضلك، عفواً). <p>نشيد تحية الإسلام.</p>

